
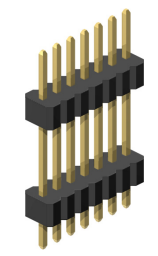
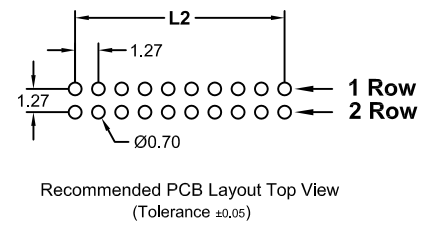
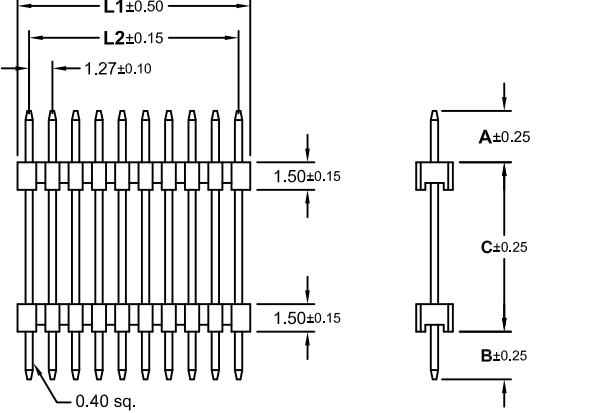
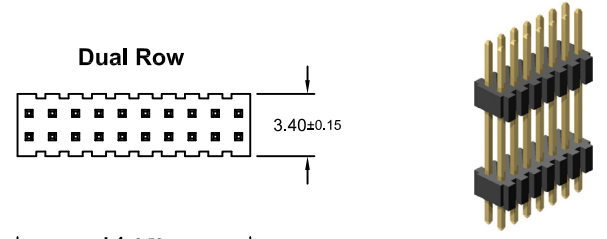
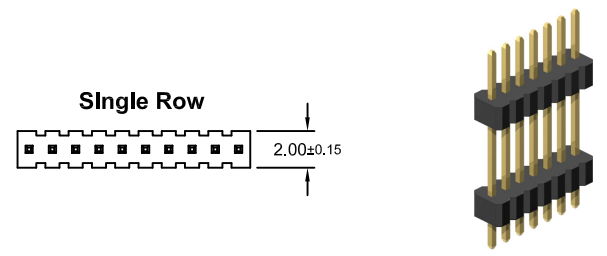


	No. of Pins		Dimension (mm)	
	Single Row	Dual Row	L1	L2
A	002	004	2,54	1,27
	003	006	3,81	2,54
	004	008	5,08	3,81
	005	010	6,35	5,08
	006	012	7,62	6,35
	007	014	8,89	7,62
	008	016	10,16	8,89
B	009	018	11,43	10,16
	010	020	12,70	11,43
	011	022	13,97	12,70
	012	024	15,24	13,97
	013	026	16,51	15,24
C	014	028	17,78	16,51
	015	030	19,05	17,78
	016	032	20,32	19,05
	017	034	21,59	20,32
	018	036	22,86	21,59
	019	038	24,13	22,86
	020	040	25,40	24,13
	021	042	26,67	25,40
	022	044	27,94	26,67
D	023	046	29,21	27,94
	024	048	30,48	29,21
	025	050	31,75	30,48
	026	052	33,02	31,75
	027	054	34,29	33,02
	028	056	35,56	34,29
	029	058	36,83	35,56
	030	060	38,10	36,83
	031	062	39,37	38,10
	032	064	40,64	39,37
E	033	066	41,91	40,64
	034	068	43,18	41,91
	035	070	44,45	43,18
	036	072	45,72	44,45
	037	074	46,99	45,72
	038	076	48,26	46,99
	039	078	49,53	48,26
F	040	080	50,80	49,53
	041	082	52,07	50,80
	042	084	53,34	52,07
	043	086	54,61	53,34
	044	088	55,88	54,61
	045	090	57,15	55,88
	046	092	58,42	57,15
	047	094	59,69	58,42
G	048	096	60,96	59,69
	049	098	62,23	60,96
	050	100	63,50	62,23

REV.	DESCRIPTION	DATE	DRAWN
A	New	31.12.2008	Lyndon
A7	Add Pin code "103/03" & "PN" option	17.01.2018	Cherry
A8	Add Pin code "210/13"	20.12.2018	Cherry
A9	general update	07.03.2019	Ronny



Order Code

SPx-xxx-X xxx/xx-xx/11

Rows
 Single Row = 1
 Dual Row = 2

No. of Pin
 Single Row = 002 to 050
 Dual Row = 004 to 100

Execution
 PA Insulator (H:2.00mm) for Dual row = **S**
 PA Insulator (H:1.50mm) for Single row = **S**
 PA6T Insulator (H:1.00mm) = **P**
 PA9T Insulator (H:1.00mm) = **PN**

Pin code
 See Table on sheet 2/2

Plating
55 = Gold flash (Standard)
66 = 10µ" Gold
77 = 15µ" Gold
88 = 30µ" Gold
99 = Tin
 Duplex plating
95 = Tin/Gold flash
96 = Tin/10µ" Gold
97 = Tin/15µ" Gold
98 = Tin/30µ" Gold

Specifications

Electrical
 Current rating: 1A
 Insulation resistance: 1000MΩ min.
 Contact resistance: 20mΩ max.
 Withstanding voltage: 500V AC / Minute

Materials

Contact: Brass
 Plating: Gold, Tin or Duplex
 *Duplex = Sn on solder, Au on contact area
 Insulator: PA6T or PA9T (black) UL 94V-0
 Operating temperature: -40°C to +105°C



E-tec 2019 © - all rights reserved



UNIT	GENERAL TOLERANCE		DRAWN	DATE	DWG. NO.	SHEET 1/2
mm	X.° ±	X. ±	Lyndon	31.12.2008	SP-S/11	REV. A9
SCALE Free	.X° ±	.X ±	Ronny	07.03.2019	SERIES NO.	
	.XX° ±	.XX ± 0.25	APPROVE Hogi	DATE 07.03.2019	SPx-xxx-Sxxx/xx-xx/11	
	.XXX° ±	.XXX ±				

Board Spacer Pin Header
1.27mm Pitch -THT- Straight
 Single & Dual Row

Pin Code	Dim"A" (mm)	Dim"B" (mm)	Dim"C" (mm)	Pin Code	Dim"A" (mm)	Dim"B" (mm)	Dim"C" (mm)	Pin Code	Dim"A" (mm)	Dim"B" (mm)	Dim"C" (mm)	Pin Code	Dim"A" (mm)	Dim"B" (mm)	Dim"C" (mm)
093/3	3,00	3,00	*3.30	268/0	5,00	5,00	16,80								
100/5	3,00	3,00	4,00	230/2	3,00	3,00	17,00								
162/1	5,70	5,70	4,80	246/1	3,70	3,70	17,20								
162/4	8,70	2,70	4,80	244/2	4,00	3,00	17,40								
163/3	8,70	2,80	4,80	265/3	6,10	3,00	17,40								
091/2	2,00	2,00	5,10	265/1	4,60	3,00	18,90								
100/9	2,45	2,45	5,10	228/5	1,40	1,90	19,50								
124/1	3,40	3,40	5,60	290/14	6,00	3,00	20,00								
103/03	2,00	2,30	6,00	270/6	3,50	2,50	21,00								
108/A	2,40	2,40	6,00	300/6	2,00	3,00	25,00								
201/13	12,00	3,00	6,00	360/4	3,00	3,00	30,00								
179/0	5,85	5,85	6,15												
130/2	3,70	2,30	7,00												
130/3	3,00	3,00	7,00												
128/1	2,40	3,00	7,40												
150/2	4,00	3,00	8,00												
127/1	2,20	2,20	8,30												
144/2	2,90	3,00	8,50												
158/3	3,90	3,00	8,90												
209/7	7,00	5,00	8,90												
152/2	3,60	2,60	9,00												
180/3	4,00	4,00	10,00												
203/1	1,90	8,10	10,30												
205/1	3,00	6,50	11,00												
180/2	3,00	3,00	12,00												
195/1	4,00	3,00	12,50												
190/1	3,00	3,00	13,00												
210/A	4,00	4,00	13,00												
220/1	6,00	3,00	13,00												
260/7	6,50	6,50	13,00												
195/2	3,00	3,00	13,50												
200/1	3,00	3,00	14,00												
230/1	3,00	6,00	14,00												
210/4	3,50	3,00	14,50												
256/2	6,00	3,00	16,60												

E-tec 2019 © - all rights reserved



UNIT	mm	GENERAL TOLERANCE	
		X.° ±	X. ±
SCALE	Free	.X° ±	.X ±
		.XX° ±	.XX ± 0.25
		.XXX° ±	.XXX ±

DRAWN	Lyndon	DATE	31.12.2008
CHECK	Ronny	DATE	07.03.2019
APPROVE	Hogi	DATE	07.03.2019

DWG. NO.	SP-S/11	SHEET 2/2
SERIES NO.	SPx-xxx-Sxxx/xx-xx/11	REV. A9

Board Spacer Pin Header
1.27mm Pitch -THT- Straight
 Single & Dual Row