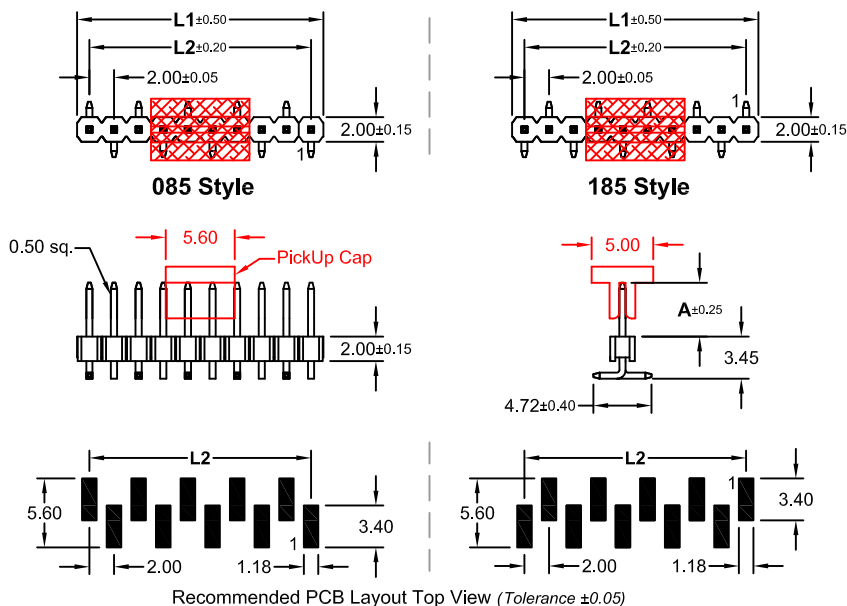
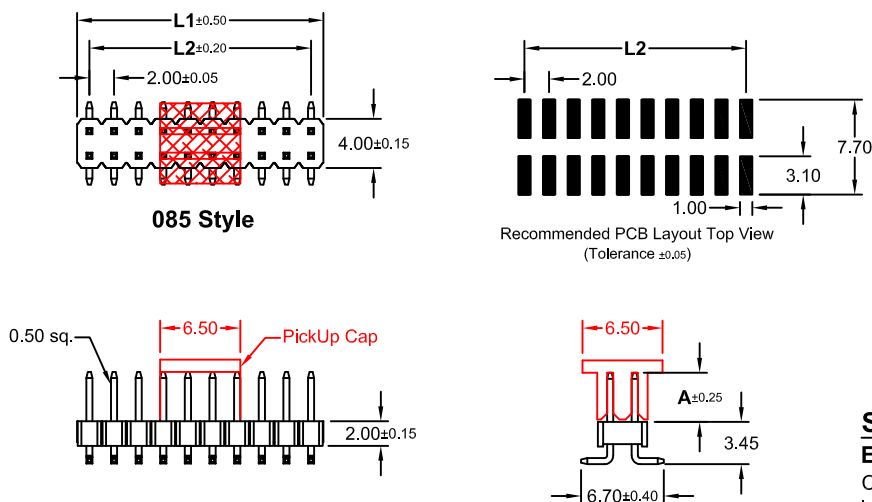


No. of Pins		Dimension (mm)	
Single Row	Dual Row	L1	L2
002	004	4,00	2,00
003	006	6,00	4,00
004	008	8,00	6,00
005	010	10,00	8,00
006	012	12,00	10,00
007	014	14,00	12,00
008	016	16,00	14,00
009	018	18,00	16,00
010	020	20,00	18,00
011	022	22,00	20,00
012	024	24,00	22,00
013	026	26,00	24,00
014	028	28,00	26,00
015	030	30,00	28,00
016	032	32,00	30,00
017	034	34,00	32,00
018	036	36,00	34,00
019	038	38,00	36,00
020	040	40,00	38,00
021	042	42,00	40,00
022	044	44,00	42,00
023	046	46,00	44,00
024	048	48,00	46,00
025	050	50,00	48,00
026	052	52,00	50,00
027	054	54,00	52,00
028	056	56,00	54,00
029	058	58,00	56,00
030	060	60,00	58,00
031	062	62,00	60,00
032	064	64,00	62,00
033	066	66,00	64,00
034	068	68,00	66,00
035	070	70,00	68,00
036	072	72,00	70,00
037	074	74,00	72,00
038	076	76,00	74,00
039	078	78,00	76,00
040	080	80,00	78,00

### Single Row - SS1 series



### Dual Row - SS2 series



REV.	DESCRIPTION	DATE	DRAWN
A	New	14.12.2009	Ryan
G	Add Pin Code "x85/E"	20.05.2014	Ryan
H	Add Pin Code "x85/F"	13.10.2015	Cherry
I	general update	04.04.2019	Ronny

## Order Code

# SSx-xxx-Hx85/x-xx/2X

Rows  
 Single Row = 1  
 Dual Row = 2

No. of Pin  
 Single Row = 002 to 040  
 Dual Row = 004 to 080

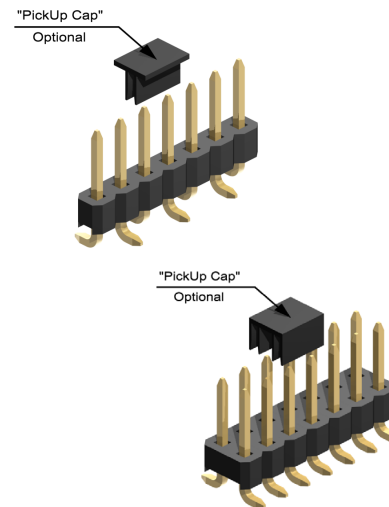
Option  
**A** = Tube; with Pickup Cap  
**B** = Reel; with Pickup Cap

**Pin code**  
 See Table  
 on sheet 2/2

Plating

55 = Gold flash (Standard)  
 66 = 10μ" Gold  
 77 = 15μ" Gold  
 88 = 30μ" Gold  
 99 = Tin

Duplex plating  
 95 = Tin/Gold flash  
 96 = Tin/10μ" Gold  
 97 = Tin/15μ" Gold  
 98 = Tin/30μ" Gold



### Specifications

#### Electrical

Current rating: 2A  
 Insulation resistance: 1000MΩ min.  
 Contact resistance: 20mΩ max.  
 Withstanding voltage: 500V AC / Minute

### Material

Contact: Brass  
 Plating: Gold, Tin or Duplex  
 \*Duplex = Tin on solder,  
 Gold on contact area  
 Insulator: PA6T or PA9T (black) UL 94V-0

Operating temperature: -40°C to +105°C  
 Processing temperature: +250°C +0/-5°C  
 for 5 seconds



E-tec 2019 © - all rights reserved



UNIT	mm	GENERAL TOLERANCE		DRAWN	DATE	DWG. NO.	SHEET 1/2
SCALE	Free	X.° ±	X. ±	Ryan	14.12.2009	SS-H85/2	REV. I
		.X° ±	.X ±	Hogi	04.04.2019	SERIES NO.	
		.XX° ±	.XX ± 0.25	APPROVE	DATE	SSx-xxx-Hx85/x-xx/2X	
		.XXX° ±	.XXX ±	Hogi	04.04.2019		

## Pin Header

### 2.00mm Pitch -SMT- Straight

### Single & Dual Row

